Circular Connector M23

630/250V 30/9A

Technical characteristics

Specifications			
Specifications	DIN EN 60 664 DIN EN 61 984		
Approvals			

Electrical data				Mechanical date	
Number of contacts	6(5+PE)	8(4+3+PE)		Housing material	CuZn,Zinc(GD-Zn)
Contacts	5+PE	4	3+PE	Housing surface	Nickel-plated
ContactsΦ(mm)	2	1	2	Insulating bodies	Polyamide
mm^2/AWG	0.1...4.0/28-12	0.03...1.0/32-18	0.1...4.0/28-12	Contact material	copper alloy
Rated current(25°C)	30	9	30	Contact surface	gold plated
Rated voltage	630	250	630	Terminal	Crimp version
Test voltage Urms (AC)	6kV	4kV	6kV	Gasket and O ring	Fluorine rubber
Overvoltage categorie	III		III	Ambient temperature	-40°C ...+130°C
Pollution degree	3		3	Connector locking system	M23screw
				Mechanical operation	＞500
				Degree of protection	IP67

Male, Crimp terminal

order crimp contacts separately

Recommended use

Contacts	Designation	Order No.
6(5+PE)	M23-MC06-BK26	166 006 310 1001
8(4+3+PE)	M23-MC04/4-BK26	166 008 310 1001

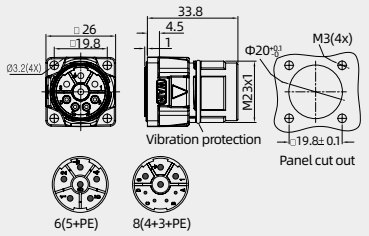

Male, Crimp terminal

order crimp contacts separately

Contacts	Designation	Order No.
6(5+PE)	M23-MC06-BK28	166 006 310 1002
8(4+3+PE)	M23-MC04/4-BK28	166 008 310 1002

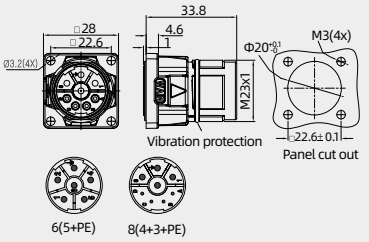

Crimp contacts

Crimp contacts 9A/30A

9A

30A

No.	Wire gauge(mm^2)	Male	Order No.
①	0.03-0.34	M23-MC9G-0.34	101 031 210 2501
②	0.14-1.0	M23-MC9G-1.0	101 031 210 0801
③	0.1-0.5	M23-MC30G-0.5	101 032 210 0401
④	0.35-2.5	M23-MC30G-2.5	101 032 210 1001
⑤	2.5-4.0	M23-MC30G-4.0	101 032 210 1201

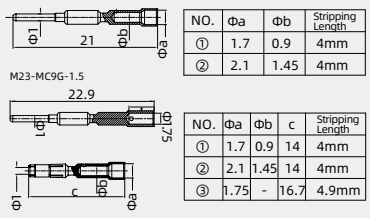

NO.	Φa	Φb	Stripping Length
①	1.7	0.9	4mm
②	2.1	1.45	4mm

NO.	Φa	Φb	c	Stripping Length
①	1.7	0.9	14	4mm
②	2.1	1.45	14	4mm
③	1.75	-	16.7	4.9mm

Tools

Crimping tool

Wire gauge	Designation	Order No.
0.14-4 mm^2	TL28-2	198 001 001 0039

Notes: The tools for crimp terminal may influence the product quality and stability.
Please select the tools recognized by our company.